여성인권-결과보고-2024-006

OPEN 공공누리 출처표시 상업적이용금지 변경금지 공공저작물 자유이용허락

Report Supporting Victims of Digital Sexual Violence

2023

Advocacy Center for Online Sexual Abuse Victims
Women's Human Rights Institute of Korea

The Advocacy Center for Online Sexual Abuse Victims

opened in April 2018 as part of the government's framework plan to prevent digital sex crimes.

To support victims of digital sexual violence, we provide online outreach, image & personal information deletion support, tracking and deletion of child sexual abuse images, and relaying of clients to police/legal/medical services.

* Article 46-2 of the 「Framework Act on Gender Equality」 and
  Article 7-3 of the 「Sexual Violence Prevention and Victims Protection Act」

Advocacy Center for
Online Sexual Abuse Victims
Women's Human Rights Institute of Korea

Notes

1. The statistics in the 2023 Report Supporting Victims of Digital Sexual Violence were based on the support provided by Advocacy Center for Online Sexual Abuse Victims (ACOSAV, the center) to victims of digital sexual violence.
2. ACOSAV compiles data based on counseling offered to Digital Sexual Violence victims regardless of police investigation or the conviction of an offender. This means that the definitions of victim, offender, and victimization applied here may diverge from some legal definitions.
3. When citing this report, please indicate the source as follows: The 2023 Report Supporting Victims of Digital Sexual Violence, The Women's Human Rights Institute of Korea, 2024.

No. of victims

- Number of victims supported in the relevant year.
- Those for whom support began in 2022 and continued into 2023 were included in the statistics for 2023.

No. of cases of support provided

- Number of cases of support provided to victims in the relevant year.
- The total number of cases of support is greater than the total number of victims since multiple services are often provided to a single victim.

☑ For more detailed item-specific statistics, see the notes below the corresponding table.

☑ The statistical analyses in this report are focused on ACOSAV's activities in 2023 and highlight major changes from the previous year.

1 Overview

Performance

(Unit: persons; cases)

Year	No. of victims	Cases of support provided				
		Total	Image deletion support	Counseling	Investigation and Legal services	Medical services
2022	7,979	234,560 (100.0%)	213,602 (91.1%)	19,259 (8.2%)	1,525 (0.6%)	174 (0.1%)
2023	8,983*	275,520 (100.0%)	245,416 (89.1%)	28,082 (10.2%)	1,819 (0.6%)	203 (0.1%)

* The number of victims supported by the center in 2023 was 8,983, among whom 5,707 were new clients.

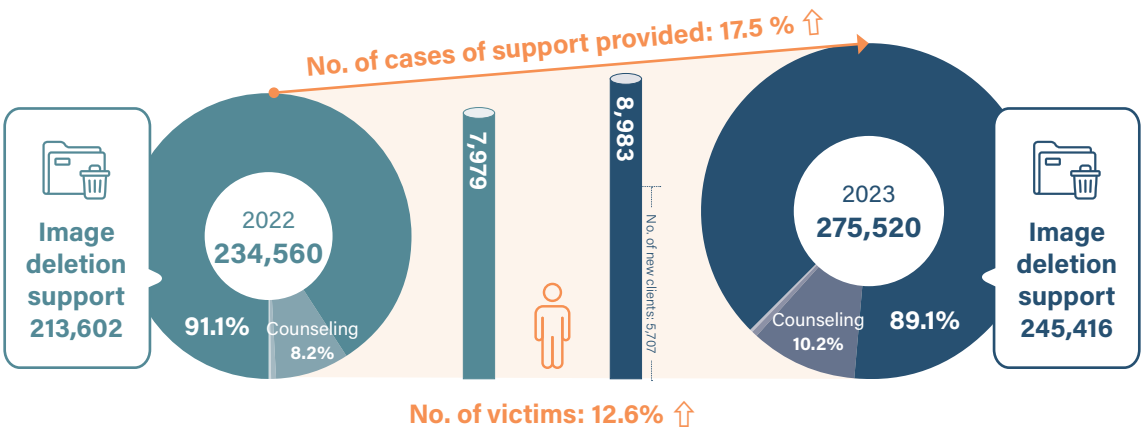

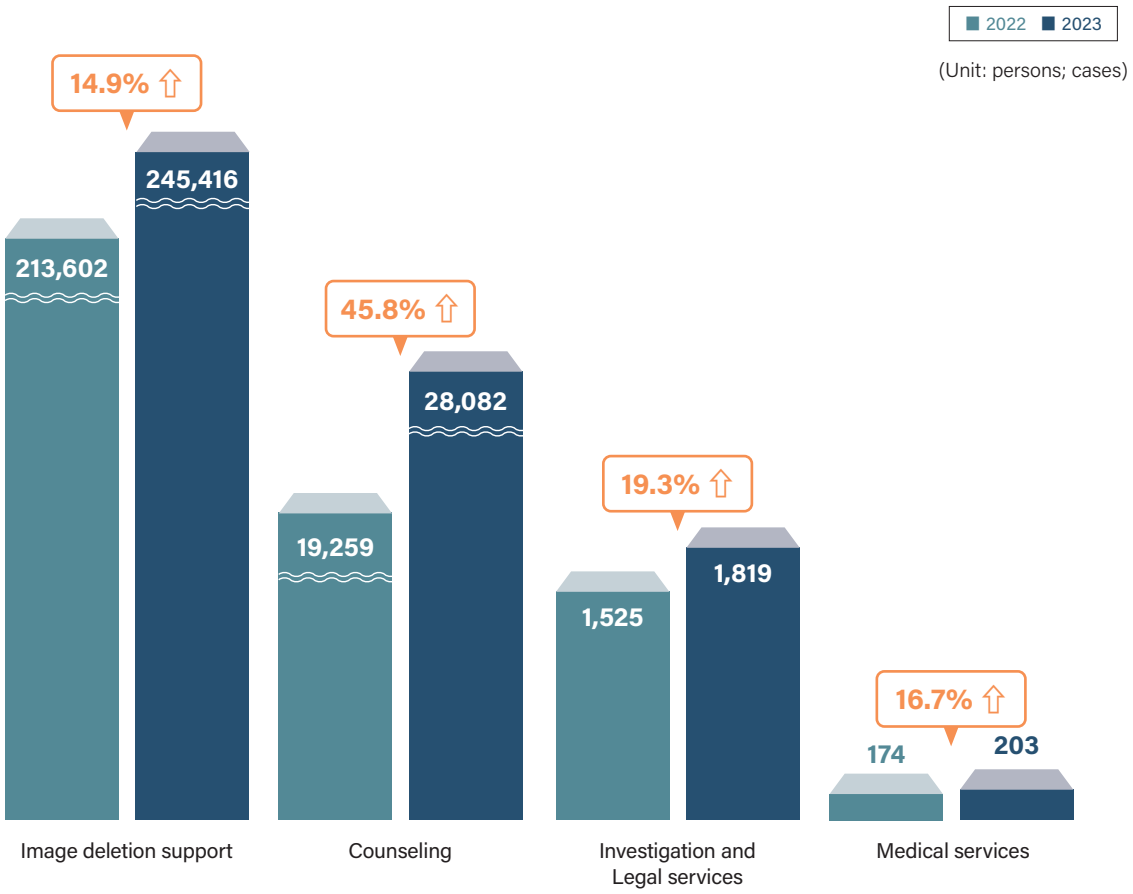

- In 2023, counseling support, referral to law enforcement/legal services, and referral to medical services respectively increased by 45.8%, 19.3%, and 16.7% thanks to the introduction of hotlines between the center and law enforcement agencies and the promotion of the activities of gender violence victim support centers that greatly in creased access to help for victims living outside of the capital area.
- In 2023, image deletion support was provided immediately to victims aged 14 or younger before they completed the application process in order to provide responses to minor victims without delay.

Performance by type of support

The number of victims was calculated based on the existence and distribution of images eligible for the center's support.

(Unit: persons)

Year	Total	Image deletion support			Monitoring	Counseling and Referral*
		Total	Deletion support	Monitoring transitioned to deletion		
2022	**7,979** (100.0%)	**1,264** (15.8%)	**843** (10.5%)	**421** (5.3%)	**2,646** (33.2%)	**4,069** (51.0%)
2023	**8,983** (100.0%)	**1,602** (17.8%)	**1,140** (12.7%)	**462** (5.1%)	**3,178** (35.4%)	**4,203** (46.8%)

* Cases for which counseling and referral to law enforcement/legal support were provided but not image deletion or distribution-monitoring service.

Deletion support — Upon the receipt of case, image deletion and distribution-monitoring services were provided as it was already known at the time that images had been circulated.

Monitoring transitioned to deletion — Image deletion and distribution-monitoring services were not provided upon the receipt of the case, but when monitoring revealed that images had been distributed.

Monitoring — Monitoring service provided for clients whose images were not confirmed to have been distributed.

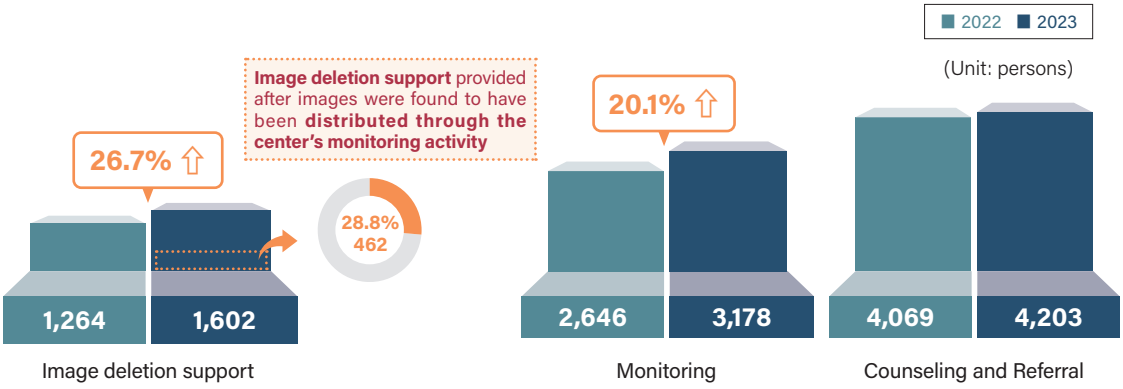

In addition to providing immediate deletion support, the center strives to offer customized interventions by considering the unique psychological impact of the crime on individual victims, who often suffer from persistent fear, as well as the internal resources possessed by victims. Furthermore, in an effort to bring help closer to where victims are, we are closely cooperating with regional law enforcement agencies and other support organizations to maximize the use of resources available near victims.

2 Counseling & Relaying Support Status

Demographic characteristics of victims

(Unit: persons)

Year	Gender	Total	10s	20s	30s	40s	50s and older	Unknown
2022	Female	6,007 (75.3%)	1,211 (15.2%)	1,093 (13.7%)	430 (5.4%)	131 (1.7%)	51 (0.6%)	3,091 (38.7%)
	Male	1,972 (24.7%)	212 (2.6%)	357 (4.5%)	104 (1.3%)	65 (0.8%)	71 (0.9%)	1,163 (14.6%)
	Total	7,979 (100.0%)	1,423 (17.8%)	1,450 (18.2%)	534 (6.7%)	196 (2.5%)	122 (1.5%)	4,254 (53.3%)
2023	Female	6,663 (74.2%)	1,848 (20.6%)	3,128 (34.8%)	788 (8.8%)	235 (2.6%)	89 (1.0%)	575 (6.4%)
	Male	2,320 (25.8%)	361 (4.0%)	1,389 (15.5%)	280 (3.1%)	131 (1.4%)	135 (1.5%)	24 (0.3%)
	Total	8,983 (100.0%)	2,209 (24.6%)	4,517 (50.3%)	1,068 (11.9%)	366 (4.0%)	224 (2.5%)	599 (6.7%)

※ Double counting was allowed when the period of support spanned two or more years.

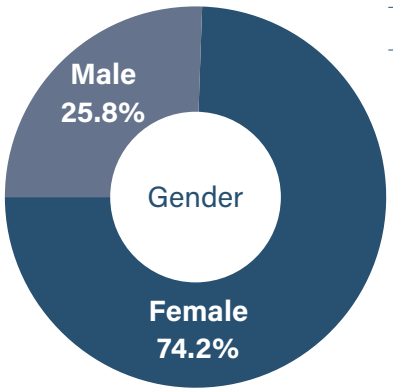

The gender ratio of victims in 2023

(Unit: persons)

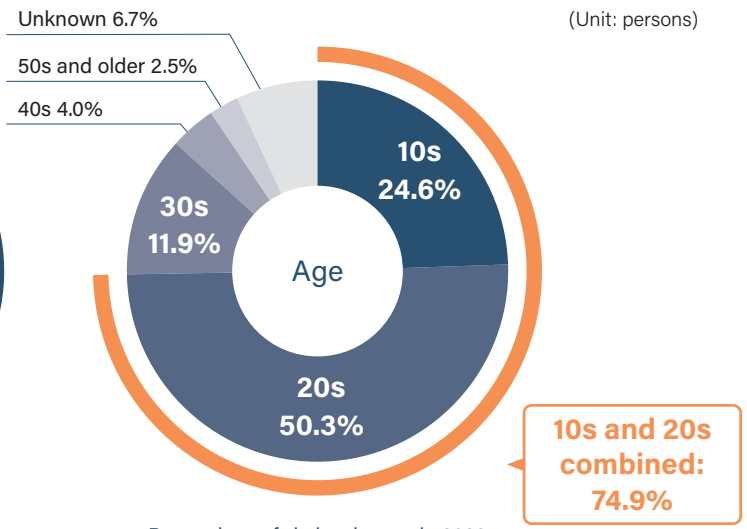

Proportions of victims by age in 2023

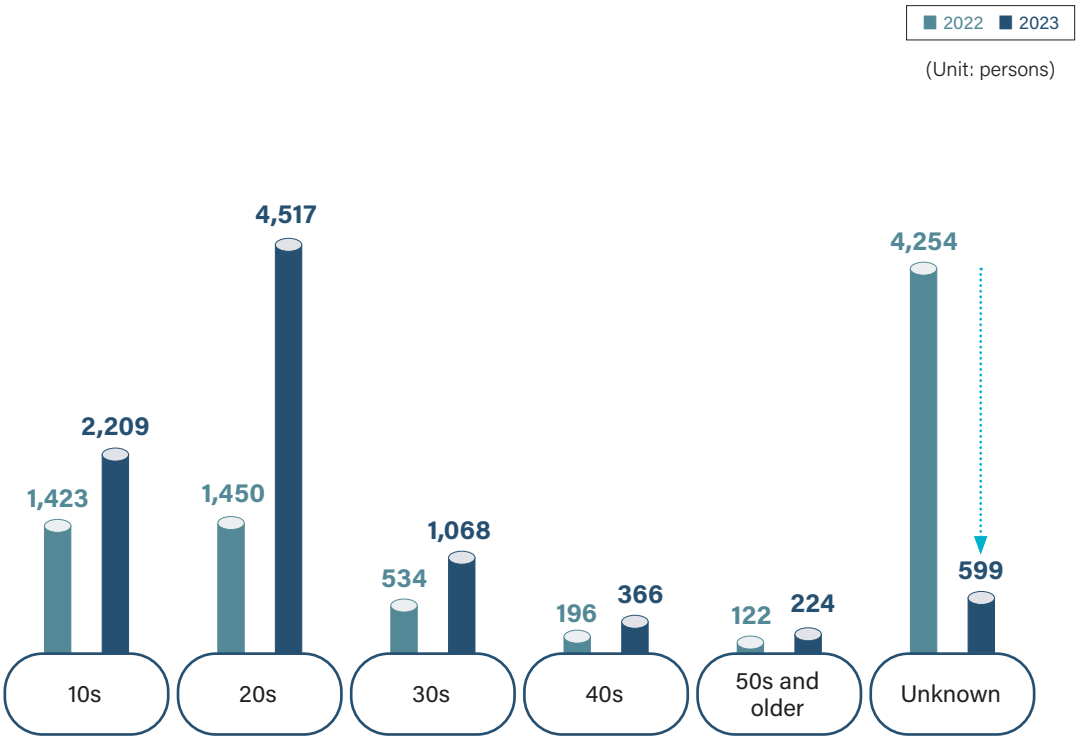

No. of victims by age

- The proportion of "Unknown" greatly decreased in 2023 as a result of the center's efforts to increase the accuracy of victim statistics by introducing a structured initial counseling system, a list of required information items for victims, and quarterly reviews of statistical data to minimize statistical error.

- The proportion of those whose age is unknown is 6.7% (599persons). This number includes those with unidentified personal information referred to the center by law enforcement agencies and center clients who declined to reveal their personal information. Minor victims are often reluctant to reveal their age due to concerns that their parents and schools may find out about their victimization.

Type of offense

(Unit: cases)

Year	Total	Illegal filmed	Fake materials (Deepfake)	Distribution	Threatening	Experiencing fear	Online harassment	Other*
2022	12,727 (100.0%)	2,684 (21.1%)	212 (1.7%)	2,481 (19.5%)	2,284 (18.0%)	3,836 (30.1%)	534 (4.2%)	696 (5.4%)
2023	14,565 (100.0%)	2,927 (20.1%)	423 (2.9%)	2,717 (18.7%)	2,664 (18.3%)	4,566 (31.3%)	500 (3.4%)	768 (5.3%)

* This refers to types of offenses that are outside the range of the center's support services, such as hacked social media accounts and impersonation.

※ For the same type of offense, it was counted just once even if it occurred more than once. If a victim experienced several different types of offense, they were counted separately.

※ For example, it was considered one case even if one experienced image distribution multiple times. If one experienced image distribution and threatening to distribute, however, the case was counted twice: once as image distribution and again as threatening to distribute.

(Unit: cases)

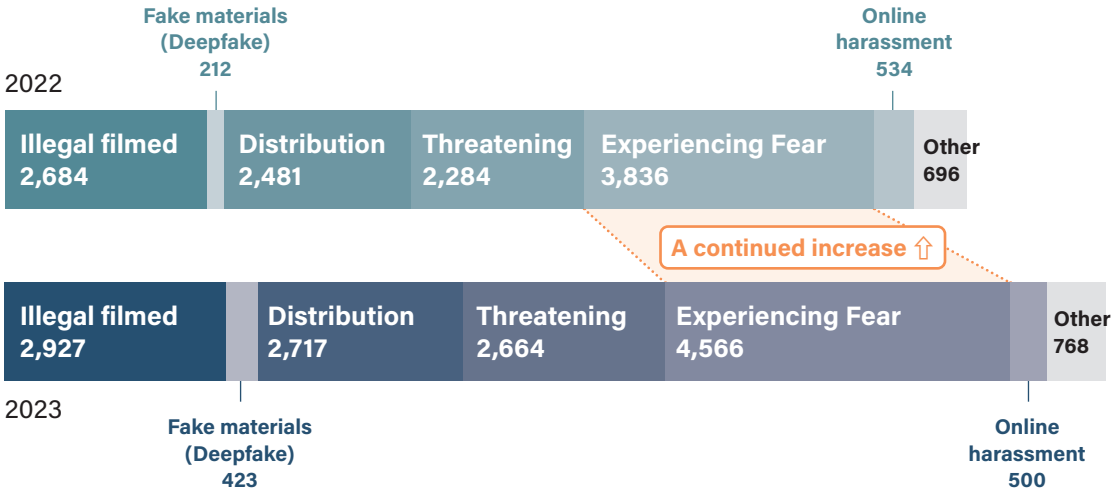

☑ While the overall distribution of the types of offense in 2023 is similar to that in 2022, the proportion of deepfakes increased slightly. This may be attributed to the spread of deepfake technologies and generative AI.

3 Deletion support status

Number of cases of image deletion support by platform

(Unit: cases)

Year	Total	Illegal sites	Search engines	Social media	Online communities	P2P	File-sharing services	Other*
2022	213,602 (100.0%)	95,485 (44.7%)	37,025 (17.3%)	31,053 (14.5%)	28,111 (13.2%)	4,158 (2.0%)	0 (0.0%)	17,770 (8.3%)
2023	245,416 (100.0%)	114,672 (46.7%)	73,245 (29.9%)	35,599 (14.5%)	12,601 (5.1%)	291 (0.1%)	0 (0.0%)	9,008 (3.7%)

* Including blogs, online archives, streaming services, the cloud, etc.

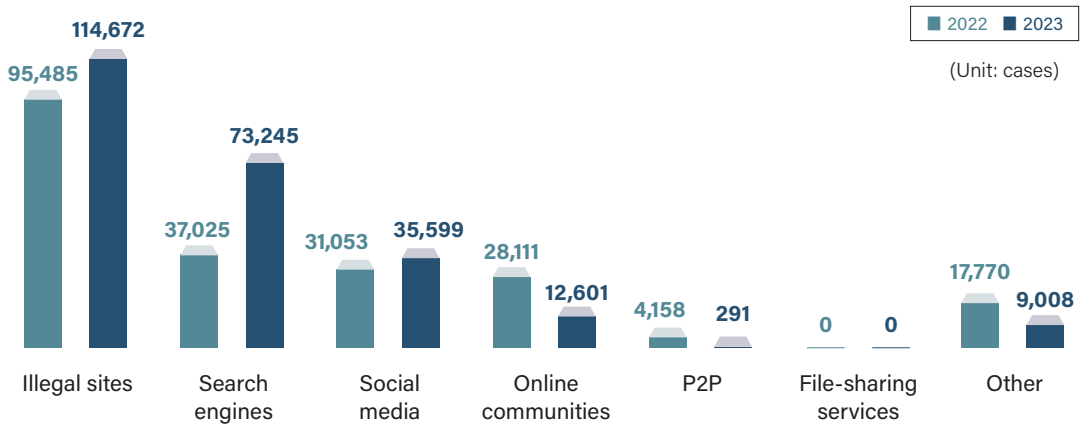

- The proportion of deletion support for search engines in 2023 increased significantly compared to the previous year. The center promptly sends deletion requests to search engines if victims' personal information, search keywords related to victims, and intimate images are known to have been exposed through search engines.

- Compared to other platforms, it is commonly more difficult to have posted images deleted from illegal sites since they tend to use overseas servers and frequently change servers. The center is working to strengthen international cooperation with related organizations abroad and develop various image deletion channels in order to provide expedited support to clients.

Publication of the victim's personal information

(Unit: cases)

Year	Image deletion support	Personal information ***	Type of personal information					
			Total*	Name	Age	School/ Workplace	Address	Phone number
2022	**213,602** (100.0%)	**39,298** (18.4%)	**48,926** (100.0%)	**19,322** (39.5%)	**24,445** (50.0%)	**4,213** (8.6%)	**895** (1.8%)	**51** (0.1%)
2023	**245,416** (100.0%)	**57,082** (23.3%)	**73,949** (100.0%)	**30,458** (41.2%)	**29,341** (39.7%)	**10,611** (14.3%)	**3,517** (4.8%)	**22** (0.0%)**

* Multiple counting was allowed for the type of personal information published
** More accurately, it is 0.03%
*** Personal information published along with images

※ This table compiles cases in which the center discovered through its monitoring that the victim's personal information was published along with intimate images and deletion support was provided accordingly.

(Unit: cases)

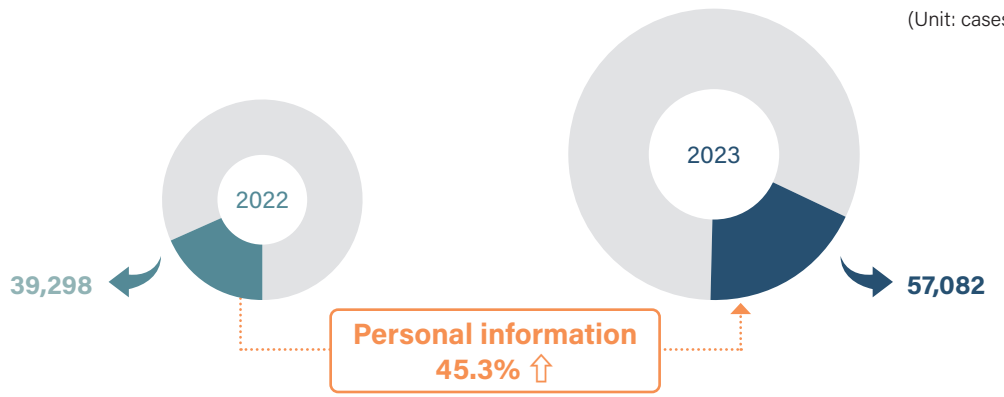

[Year-on-year comparison of the proportion of cases in which personal information was published along with intimate images]

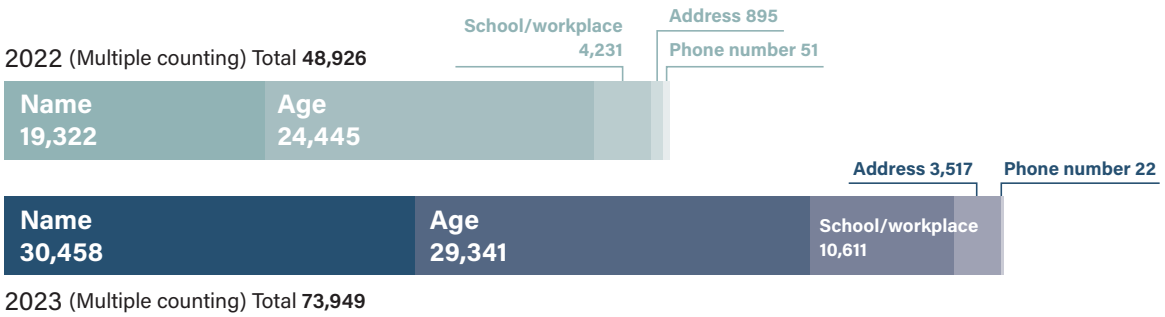

☑ The number of cases in which personal information was published along with intimate images continues to rise every year, with a 45.3% increase over the previous year in 2023.

Report Supporting Victims of Digital Sexual Violence

2023

Women's Human Rights Institute of Korea

(04505) 3F 50, Seosomun-ro, Jung-gu, Seoul, Republic of Korea
www.stop.or.kr | **TEL** 02-735-1050 | **FAX** 02-6363-8493