여성인권-결과보고-2024-005

OPEN 공공누리 출처표시 상업적이용금지 변경금지 공공저작물 자유이용허락

Report Supporting Victims of Digital Sexual Violence

2022

Advocacy Center for Online Sexual Abuse Victims
Women's Human Rights Institute of Korea

The Advocacy Center for Online Sexual Abuse Victims

opened in April 2018 as part of the government's framework plan to prevent digital sex crimes.

To support victims of digital sexual violence, we provide online outreach, image & personal information deletion support, tracking and deletion of child sexual abuse images, and relaying of clients to police/legal/medical services.

* Article 46-2 of the 「Framework Act on Gender Equality」 and
  Article 7-3 of the 「Sexual Violence Prevention and Victims Protection Act」

Advocacy Center for
Online Sexual Abuse Victims
Women's Human Rights Institute of Korea

Notes

1. The statistics in the 2022 Report Supporting Victims of Digital Sexual Violence were based on the support provided by Advocacy Center for Online Sexual Abuse Victims (ACOSAV, the center) to victims of digital sexual violence.
2. ACOSAV compiles data based on counseling offered to Digital Sexual Violence victims regardless of police investigation or the conviction of an offender. This means that the definitions of victim, offender, and victimization applied here may diverge from some legal definitions.
3. When citing this report, please indicate the source as follows: The 2022 Report Supporting Victims of Digital Sexual Violence, The Women's Human Rights Institute of Korea, 2023.

No. of victims

- Number of victims supported in the relevant year.
- Those for whom support began in 2021 and continued into 2022 were included in the statistics for 2022.

No. of cases of support provided

- Number of cases of support provided to victims in the relevant year.
- The total number of cases of support is greater than the total number of victims since multiple services are often provided to a single victim.

☑ For more detailed item-specific statistics, see the notes below the corresponding table.

☑ The statistical analyses in this report are focused on ACOSAV's activities in 2022 and highlight major changes from the previous year.

1 Overview

Performance

(Unit: persons; cases)

Year	No. of victims	Cases of support provided				
		Total	Image deletion support	Counseling	Investigation and Legal services	Medical services
2021	**6,952**	**188,083** (100.0%)	**169,820** (90.3%)	**17,456** (9.3%)	**708** (0.4%)	**99** (0.1%)
2022	**7,979**	**234,560** (100.0%)	**213,602** (91.1%)	**19,259** (8.2%)	**1,525** (0.6%)	**174** (0.1%)

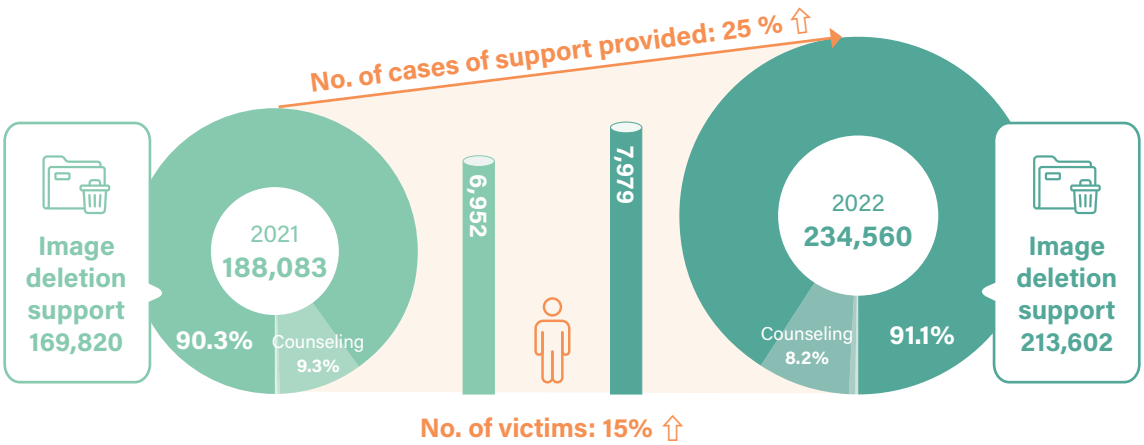

- Starting in 2020, ACOSAV lowered the age of minors who could file for image deletion service without parental permission from 18 to 14 in order to ensure that more minor victims can receive timely help.
- The number of gender violence victim support centers, which began operation in 2021, rose from seven to ten in 2022. This resulted in respective increases of 115% and 76% for referrals to law enforcement/legal services and to medical services.

Performance by type of support

(Unit: persons)

Year	Total	Image deletion support			Monitoring	Counseling and Referral*
		Total	Deletion support	Monitoring transitioned to deletion		
2021	6,952 (100.0%)	1,028 (14.8%)	683 (9.8%)	345 (5.0%)	1,761 (25.3%)	4,163 (59.9%)
2022	7,979 (100.0%)	1,264 (15.8%)	843 (10.5%)	421 (5.3%)	2,646 (33.2%)	4,069 (51.0%)

* Cases for which counseling and referral to law enforcement/legal support were provided but not image deletion or distribution-monitoring service.

Deletion support — Upon the receipt of case, image deletion and distribution-monitoring services were provided as it was already known at the time that images had been circulated.

Monitoring transitioned to deletion — Image deletion and distribution-monitoring services were not provided upon the receipt of the case, but when monitoring revealed that images had been distributed.

Monitoring — Monitoring service provided for clients whose images were not confirmed to have been distributed.

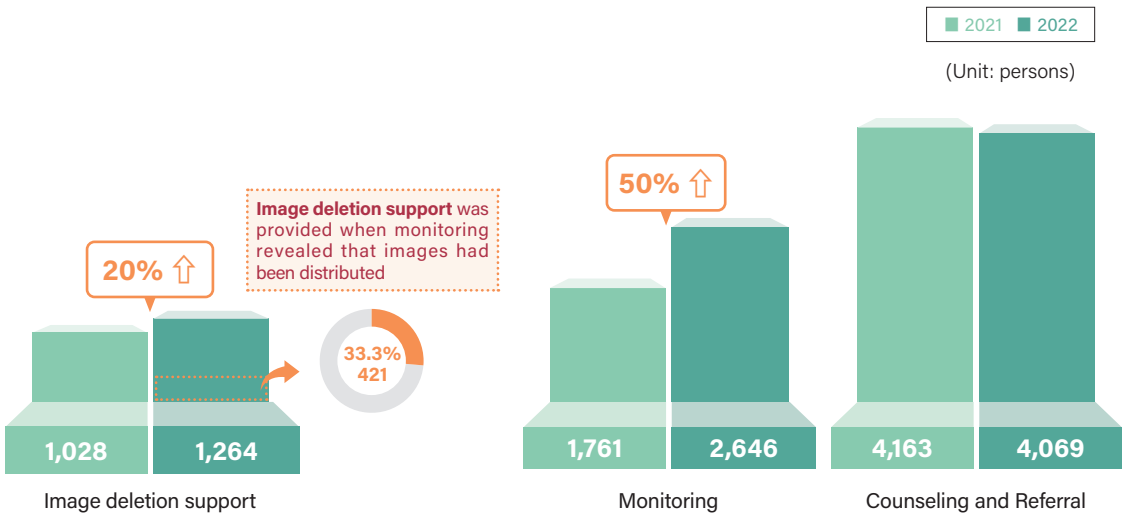

For 421 out of 1,264 persons (33.3%) who received image deletion support, the service was initiated when the distribution of their images was revealed through the center's monitoring activity. The center's monitors the distribution of intimate images of clients in order to engage in timely interventions for clients.

2 Counseling & Relaying Support Status

Demographic characteristics of victims

(Unit: persons)

Year	Gender	Total	10s	20s	30s	40s	50s and older	Unknown
2021	Female	5,109 (73.5%)	1,194 (17.2%)	1,090 (15.7%)	367 (5.3%)	91 (1.3%)	42 (0.6%)	2,325 (33.4%)
	Male	1,843 (26.5%)	287 (4.1%)	371 (5.3%)	104 (1.5%)	81 (1.2%)	96 (1.4%)	904 (13.0%)
	Total	6,952 (100.0%)	1,481 (21.3%)	1,461 (21.0%)	471 (6.8%)	172 (2.5%)	138 (2.0%)	3,229 (46.4%)
2022	Female	6,007 (75.3%)	1,211 (15.2%)	1,093 (13.7%)	430 (5.4%)	131 (1.7%)	51 (0.6%)	3,091 (38.7%)
	Male	1,972 (24.7%)	212 (2.6%)	357 (4.5%)	104 (1.3%)	65 (0.8%)	71 (0.9%)	1,163 (14.6%)
	Total	7,979 (100.0%)	1,423 (17.8%)	1,450 (18.2%)	534 (6.7%)	196 (2.5%)	122 (1.5%)	4,254 (53.3%)

※ Double counting was allowed when the period of support spanned two or more years.

(Unit: persons)

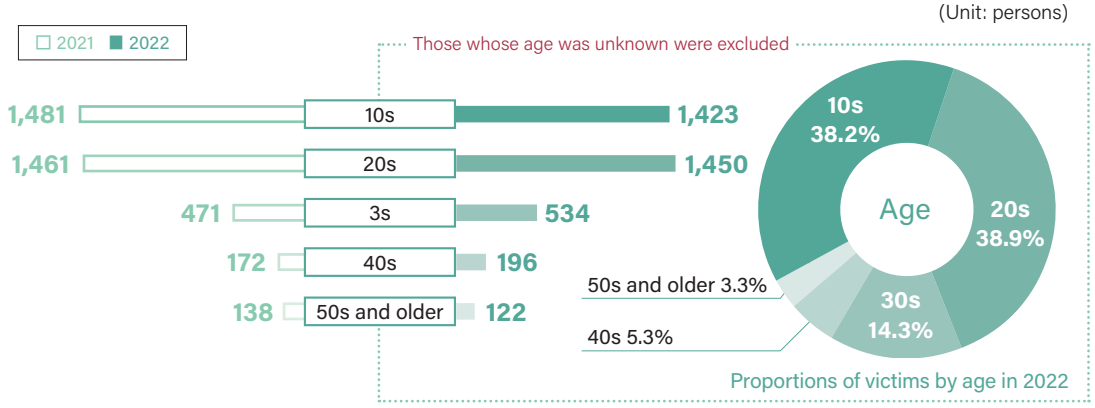

Proportions of victims by age in 2022

In 2022, the number of victims whose age was unknown increased by 32% over the previous year. Many victims and their representatives do not wish to reveal personal information due to the nature of digital sex crimes, which often involve the publication of victims' personal information. Minor victims, in particular, are reluctant to give out their age due to concerns that their parents or schools may find out about their victimization.

Type of offense

(Unit: cases)

Year	Total	Illegal filmed	Fake materials (Deepfake)	Distribution	Threatening	Experiencing fear	Online harassment	Other*
2021	10,353 (100.0%)	2,228 (21.5%)	176 (1.7%)	2,103 (20.3%)	1,939 (18.7%)	2,660 (25.7%)	533 (5.1%)	714 (6.9%)
2022	12,727 (100.0%)	2,684 (21.1%)	212 (1.7%)	2,481 (19.5%)	2,284 (18.0%)	3,836 (30.1%)	534 (4.2%)	696 (5.4%)

* This refers to types of offenses that are outside the range of the center's support services, such as hacked social media accounts and impersonation.

※ For the same type of offense, it was counted just once even if it occurred more than once. If a victim experienced several different types of offense, they were counted separately.

※ For example, it was considered one case even if one experienced image distribution multiple times. If one experienced image distribution and threatening to distribute, however, the case was counted twice: once as image distribution and again as threatening to distribute.

(Unit: cases)

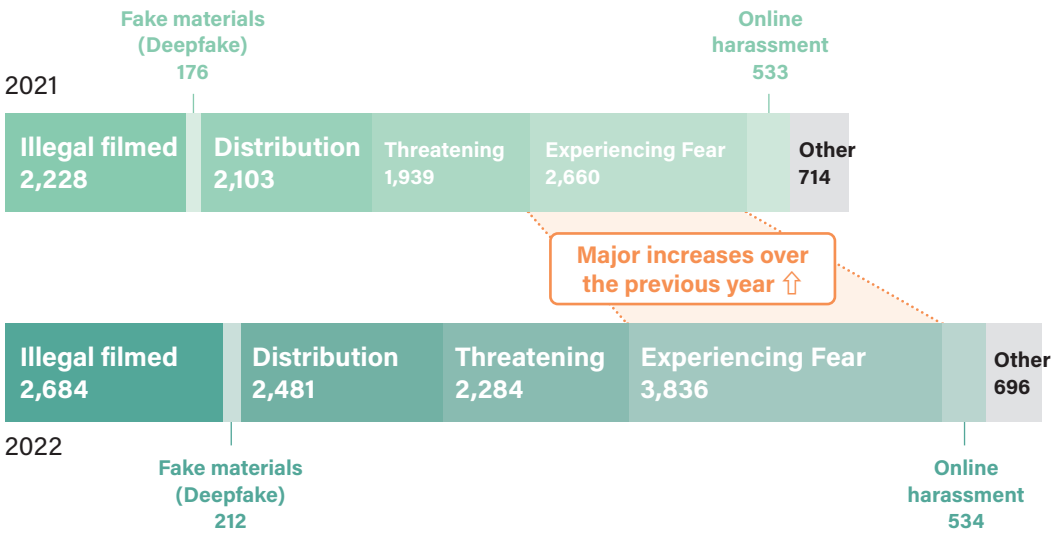

☑ The number of cases in the category "Experiencing fear of possible distribution" significantly increased year-on-year. It is believed that the fear of falling victim to digital sex crimes has grown along with the increase in public awareness of digital sexual violence.

3 Deletion support status

Number of cases of image deletion support by platform

(Unit: cases)

Year	Total	Illegal sites	Search engines	Social media	Online communities	P2P	File-sharing services	Other*
2021	169,820 (100.0%)	59,113 (34.8%)	30,372 (17.9%)	31,980 (18.8%)	29,608 (17.4%)	5,181 (3.1%)	344 (0.2%)	13,222 (7.8%)
2022	213,602 (100.0%)	95,485 (44.7%)	37,025 (17.3%)	31,053 (14.5%)	28,111 (13.2%)	4,158 (2.0%)	0 (0.0%)	17,770 (8.3%)

* Including blogs, online archives, streaming services, the cloud, etc.

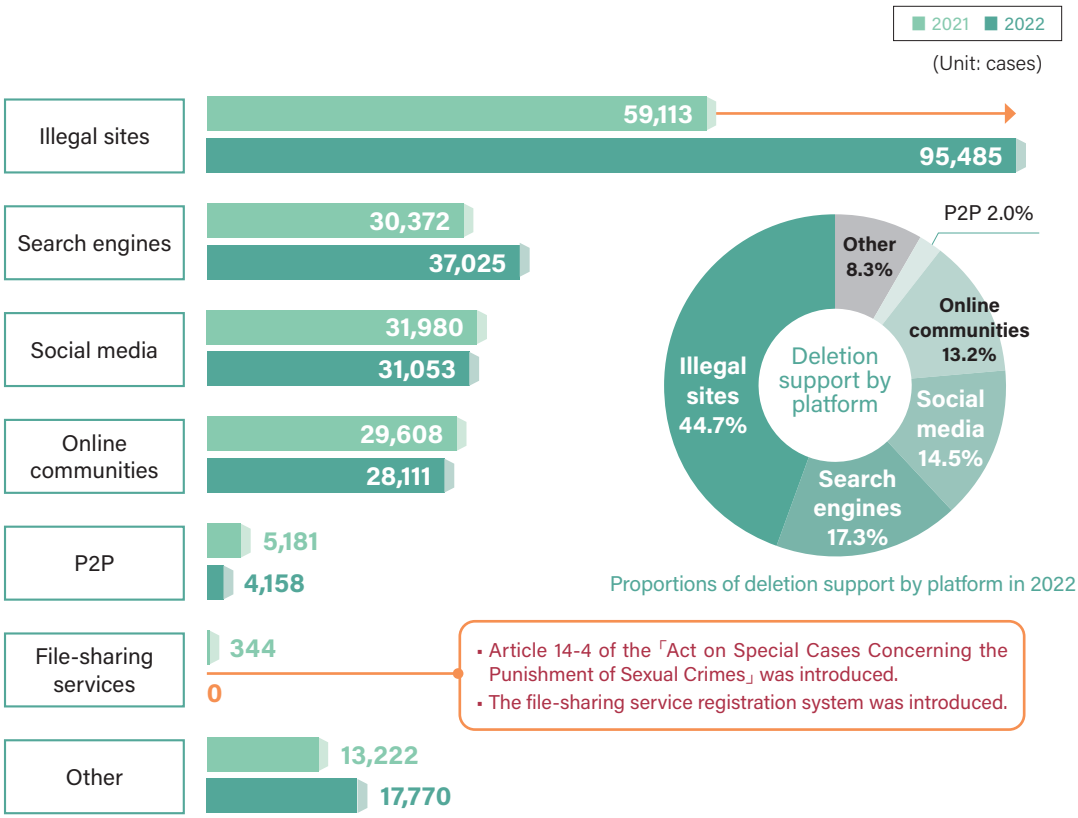

Proportions of deletion support by platform in 2022

- Article 14-4 of the「Act on Special Cases Concerning the Punishment of Sexual Crimes」was introduced.
- The file-sharing service registration system was introduced.

Publication of the victim's personal information

(Unit: cases)

Year	Image deletion support	Personal information **	Type of personal information					
			Total*	Name	Age	School/ Workplace	Address	Phone number
2021	**169,820** (100.0%)	**25,432** (15.0%)	**27,047** (100.0%)	**12,803** (47.3%)	**7,058** (26.1%)	**4,794** (17.7%)	**2,375** (8.8%)	**17** (0.1%)
2022	**213,602** (100.0%)	**39,298** (18.4%)	**48,926** (100.0%)	**19,322** (39.5%)	**24,445** (50.0%)	**4,213** (8.6%)	**895** (1.8%)	**51** (0.1%)

* Multiple counting was allowed for the type of personal information published
** Personal information published along with images

※ This table compiles cases in which victims' personal information was published along with intimate images.

(Unit: cases)

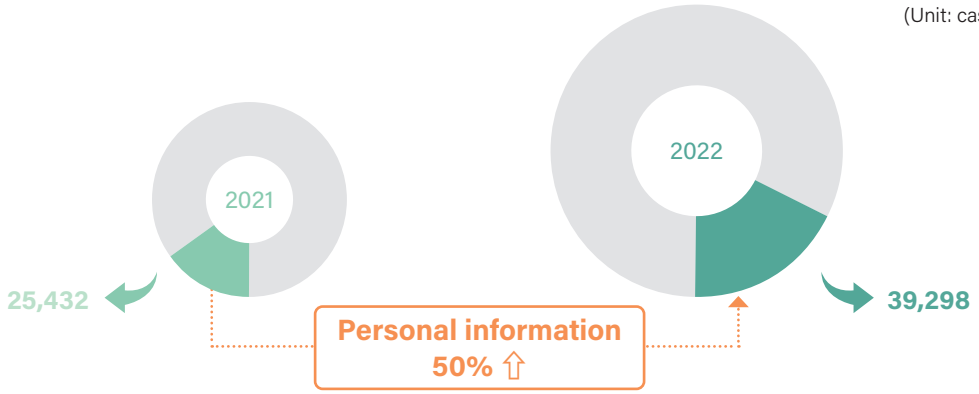

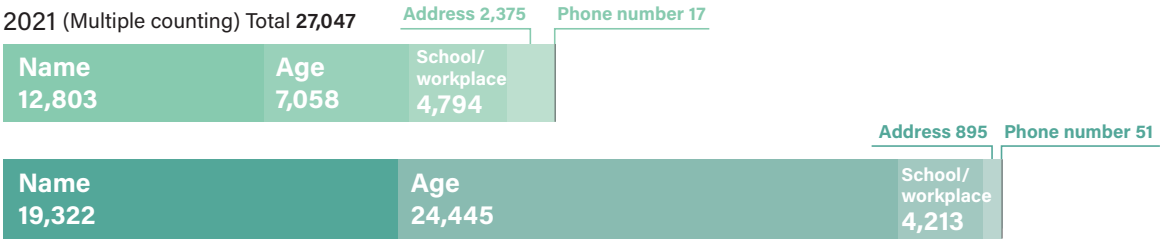

☑ The number of cases in which personal information was published along with intimate images rose by 50% year-on-year. The reason for this significant increase in the number of cases in which the victim's age was revealed is because offenders tended to include the age of their victims in the titles of their posts when they shared images of child sexual abuse.

Report Supporting Victims of Digital Sexual Violence

2022

Women's Human Rights Institute of Korea

(04505) 3F 50, Seosomun-ro, Jung-gu, Seoul, Republic of Korea
www.stop.or.kr | TEL 02-735-1050 | FAX 02-6363-8493