여성인권-결과보고-2024-004

OPEN 공공누리 출처표시 상업적이용금지 변경금지 공공저작물 자유이용허락

Report Supporting Victims of Digital Sexual Violence

2021

Advocacy Center for Online Sexual Abuse Victims
Women's Human Rights Institute of Korea

The Advocacy Center for Online Sexual Abuse Victims

opened in April 2018 as part of the government's framework plan to prevent digital sex crimes.

To support victims of digital sexual violence, we provide online outreach, image & personal information deletion support, tracking and deletion of child sexual abuse images, and relaying of clients to police/legal/medical services.

* Article 46-2 of the 「Framework Act on Gender Equality」 and
  Article 7-3 of the 「Sexual Violence Prevention and Victims Protection Act」

Advocacy Center for
Online Sexual Abuse Victims
Women's Human Rights Institute of Korea

Notes

1. The statistics in the 2021 Report Supporting Victims of Digital Sexual Violence were based on the support provided by Advocacy Center for Online Sexual Abuse Victims (ACOSAV, the center) to victims of digital sexual violence.
2. ACOSAV compiles data based on counseling offered to Digital Sexual Violence victims regardless of police investigation or the conviction of an offender. This means that the definitions of victim, offender, and victimization applied here may diverge from some legal definitions.
3. When citing this report, please indicate the source as follows: The 2021 Report Supporting Victims of Digital Sexual Violence, The Women's Human Rights Institute of Korea, 2022.

No. of victims

- Number of victims supported in the relevant year.
- Those for whom support began in 2020 and continued into 2021 were included in the statistics for 2021.

No. of cases of support provided

- Number of cases of support provided to victims in the relevant year.
- The total number of cases of support is greater than the total number of victims since multiple services are often provided to a single victim.

☑ For more detailed item-specific statistics, see the notes below the corresponding table.

☑ The statistical analyses in this report are focused on ACOSAV's activities in 2021 and highlight major changes from the previous year.

1 Overview

Performance

(Unit: persons; cases)

Year	No. of victims	Cases of support provided				
		Total	Image deletion support	Counseling	Investigation and Legal services	Medical services
2020	**4,973**	**170,697** (100.0%)	**158,760** (93.0%)	**11,452** (6.7%)	**445** (0.3%)	**40** (0.02%)
2021	**6,952**	**188,083** (100.0%)	**169,820** (90.3%)	**17,456** (9.3%)	**708** (0.4%)	**99** (0.1%)

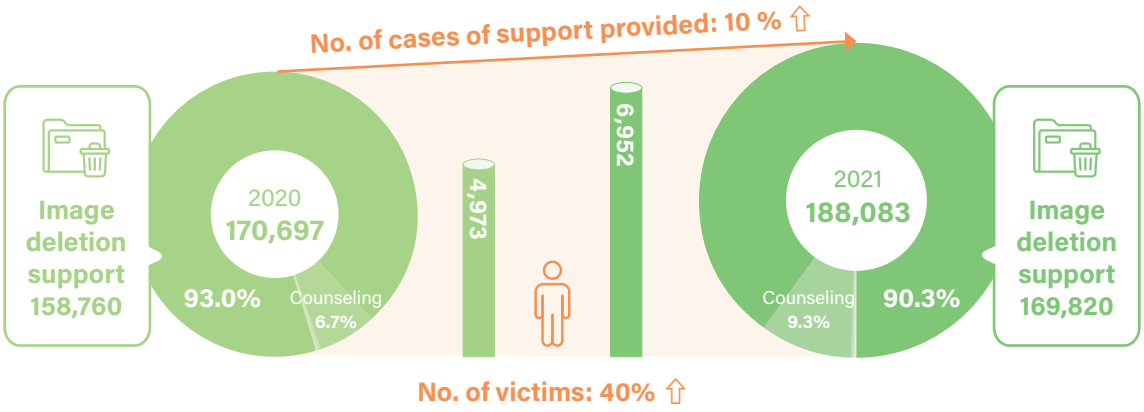

- Starting in 2020, the allowed length of the period of image deletion support per client was extended from one year to three years. ACOSAV also provided deletion support for images of child sexual abuse discovered during monitoring and upon request from law enforcement agencies. As a result, the total number of cases that received deletion support in 2021 increased by 10% compared to the previous year.

- In 2021, the Ministry of Gender Equality and Family designated seven more gender violence victim support centers. This resulted in respective increases of 60% and 150% in referrals to law enforcement/legal support services and to medical services.

Performance by type of support

(Unit: persons)

Year	Total	Image deletion support			Monitoring	Counseling and Referral*
		Total	Deletion support	Monitoring transitioned to deletion		
2020	4,973 (100.0%)	841 (16.9%)	618 (12.4%)	223 (4.5%)	967 (19.4%)	3,165 (63.6%)
2021	6,952 (100.0%)	1,028 (14.8%)	683 (9.8%)	345 (5.0%)	1,761 (25.3%)	4,163 (59.9%)

* Cases for which counseling and referral to law enforcement/legal support were provided but not image deletion or distribution-monitoring service.

Deletion support — Upon the receipt of case, image deletion and distribution-monitoring services were provided as it was already known at the time that images had been circulated.

Monitoring transitioned to deletion — Image deletion and distribution-monitoring services were not provided upon the receipt of the case, but when monitoring revealed that images had been distributed.

Monitoring — Monitoring service provided for clients whose images were not confirmed to have been distributed.

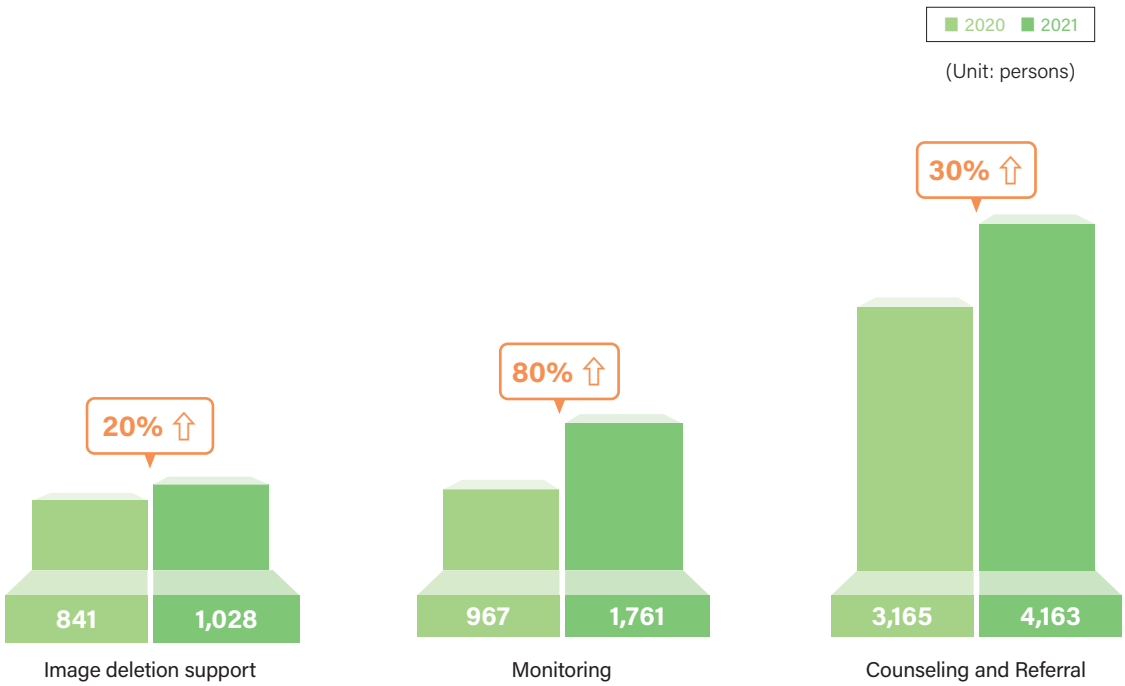

2 Counseling & Relaying Support Status

Demographic characteristics of victims

(Unit: persons)

Year	Gender	Total	10s	20s	30s	40s	50s and older	Unknown
2020	Female	4,047 (81.4%)	1,007 (20.2%)	863 (17.4%)	267 (5.4%)	77 (1.5%)	36 (0.7%)	1,797 (36.1%)
	Male	926 (18.6%)	197 (4.0%)	189 (3.8%)	65 (1.3%)	57 (1.1%)	51 (1.0%)	367 (7.4%)
	Total	4,973 (100.0%)	1,204 (24.2%)	1,052 (21.2%)	332 (6.7%)	134 (2.7%)	87 (1.7%)	2,164 (43.5%)
2021	Female	5,109 (73.5%)	1,194 (17.2%)	1,090 (15.7%)	367 (5.3%)	91 (1.3%)	42 (0.6%)	2,325 (33.4%)
	Male	1,843 (26.5%)	287 (4.1%)	371 (5.3%)	104 (1.5%)	81 (1.2%)	96 (1.4%)	904 (13.0%)
	Total	6,952 (100.0%)	1,481 (21.3%)	1,461 (21.0%)	471 (6.8%)	172 (2.5%)	138 (2.0%)	3,229 (46.4%)

※ Double counting was allowed when the period of support spanned two or more years.

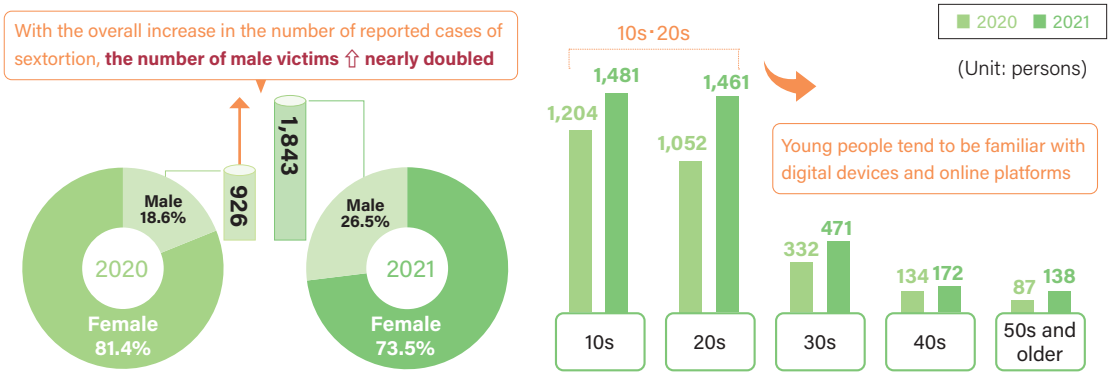

☑ By age, the majority of victims were in their 10s and 20s, including 42.3% (2,942 persons) among those whose age was known, indicating that young people who tend to be more familiar with digital devices and online platforms are more vulnerable to digital sexual violence than are older individuals. Those in their 40s and older accounted for 4.5% (310 persons). Those whose age was unknown made up 46.4% (3,229 persons).

Type of offense

(Unit: cases)

Year	Total	Illegal filmed	Fake materials (Deepfake)	Distribution	Threatening	Experiencing fear	Online harassment	Other*
2020	6,983 (100.0%)	2,239 (32.1%)	349 (5.0%)	1,586 (22.7%)	967 (13.8%)	1,050 (15.0%)	306 (4.4%)	486 (7.0%)
2021	10,353 (100.0%)	2,228 (21.5%)	176 (1.7%)	2,103 (20.3%)	1,939 (18.7%)	2,660 (25.7%)	533 (5.1%)	714 (6.9%)

* This refers to types of offenses that are outside the range of the center's support services, such as hacked social media accounts and impersonation.

※ Even if a victim experienced image distribution more than once, it was considered just a single case of image distribution.

※ If a victim experienced both image distribution and threats to distribute, the case was counted twice: once as image distribution and again as threatening to distribute.

(Unit: cases)

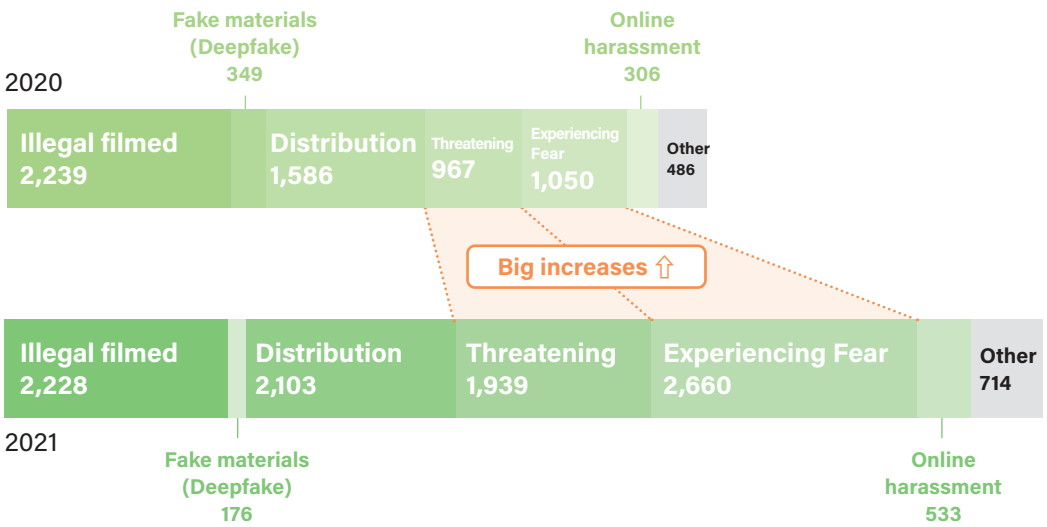

☑ The number of cases in the categories "Experiencing fear of possible distribution" and "Threatening to distribute intimate images" showed a major increase year-on-year. This implies that sextortion, which refers to the practice of extorting additional intimate images or money by threatening to publish intimate images, is on the rise.

3 Deletion support status

Number of cases of image deletion support by platform

(Unit: cases)

Year	Total	Illegal sites	Search engines	Social media	Online communities	P2P	File-sharing services	Other*
2020	158,760 (100.0%)	38,332 (24.1%)	25,383 (16.0%)	65,894 (41.5%)	14,550 (9.2%)	5,152 (3.2%)	45 (0.03%)	9,404 (5.9%)
2021	169,820 (100.0%)	59,113 (34.8%)	30,372 (17.9%)	31,980 (18.8%)	29,608 (17.4%)	5,181 (3.1%)	344 (0.2%)	13,222 (7.8%)

* Including blogs, online archives, streaming services, the cloud, etc.

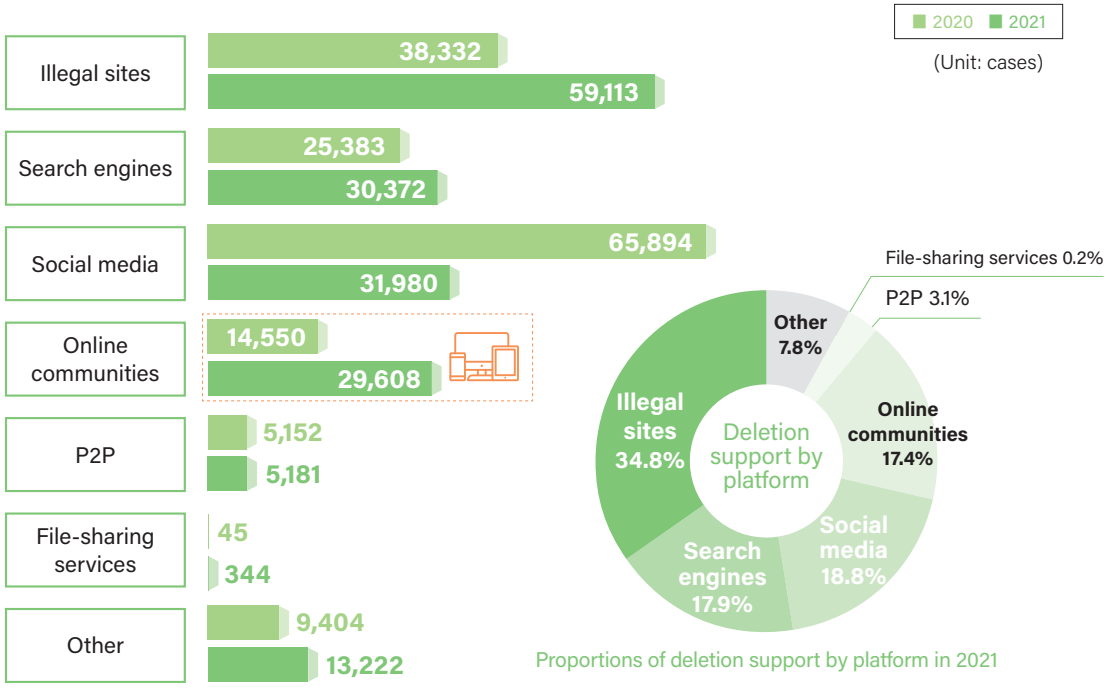

Proportions of deletion support by platform in 2021

☑ In relation to online communities, the number of cases of deletion support provided nearly doubled. This may be attributed to an increase in the cases of indirect distribution: offenders publish their victim's personal information and/or search words for the victim's images rather than images themselves in online communities or distributed images through image-hosting sites.

Publication of the victim's personal information

(Unit: cases)

Year	Image deletion support	Personal information *	Type of personal information					
			Total	Name	Age	School/ Workplace	Address	Phone number
2020	**158,760** (100.0%)	**24,962** (15.7%)	**37,800** (100.0%)	**20,873** (55.2%)	**8,991** (23.8%)	**2,525** (6.7%)	**5,237** (13.9%)	**174** (0.5%)
2021	**169,820** (100.0%)	**25,432** (15.0%)	**27,047** (100.0%)	**12,803** (47.3%)	**7,058** (26.1%)	**4,794** (17.7%)	**2,375** (8.8%)	**17** (0.1%)

* Personal information published along with images

※ This table compiles cases in which victims' personal information was published along with intimate images.
※ Multiple counting was allowed for the type of personal information published.

(Unit: cases)

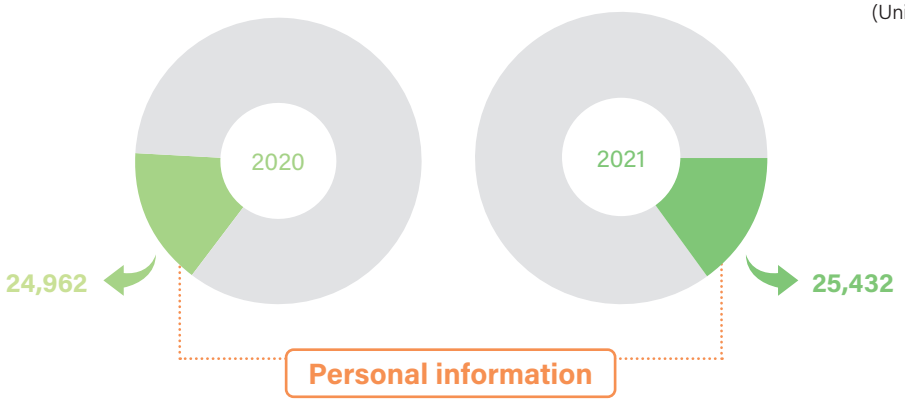

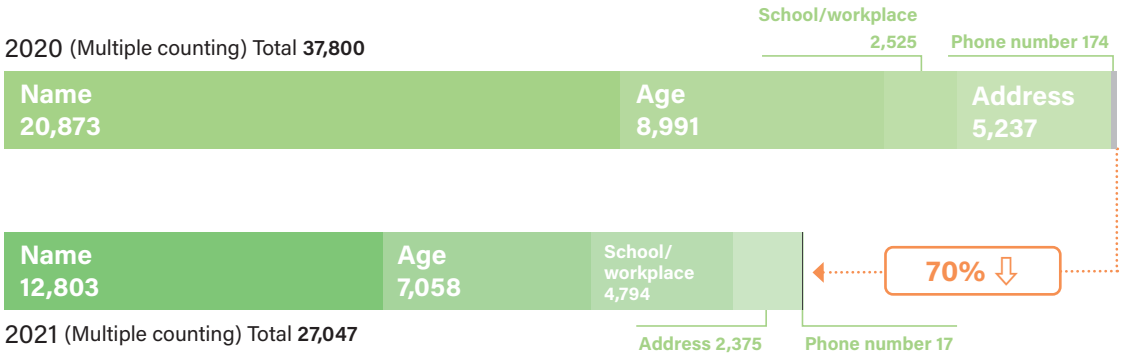

Report Supporting Victims of Digital Sexual Violence

2021

Women's Human Rights Institute of Korea

(04505) 3F 50, Seosomun-ro, Jung-gu, Seoul, Republic of Korea
www.stop.or.kr | TEL 02-735-1050 | FAX 02-6363-8493